

Section One: Recital (60 marks)

Select three pieces from the following list (20 marks each)

As an alternative to the pieces below, candidates may perform up to 3 free choice pieces.
For guidance on selecting and approving free choice pieces please [click here](#)

Composer/Artist	Title	Book/Cat. Ref	Publisher/ Buy Here
Andersson/Ulveaus	Mamma Mia	Winner Scores All	Brass Wind
Humperdinck (with repeat)	Evening Prayer	Winner Scores All	Brass Wind
Barratt	Modal Lament	Bravo! Horn in F	Boosey
Barratt	Rise and Shine	Bravo! Horn in F	Boosey
Bernstein	One Hand One Heart	Easy Winners	Brass Wind
Jolson/Meyer/De Sylva	California, Here I Come	Easy Winners	Brass Wind
Campbell	Chorale	Horn Solos Book One (Campbell)	Faber
Daly	Postman Pat	Winners Galore	Brass Wind
Smetana	Vltava	Winners Galore	Brass Wind
Gunning	Echoes	The Really Easy Horn Book	Faber
Pearson	Stepwise	The Really Easy Horn Book	Faber

MTB Grade 1 French Horn

Composer/Artist	Title	Book/Cat. Ref	Publisher/ Buy Here
Schumann	Humming Song	Starting Out (Arr. Andrew Skirrow)	Camden Music
Stravinsky	Balalaika	Starting Out (Arr. Andrew Skirrow)	Camden Music
Trad./ John Humphries)	When The Saints	Ten Easy Tunes	Fentone
Susato/ John Humphries)	La Mourisque	Ten Easy Tunes	Fentone
Wedgwood	Cheeky Cherry	Really Easy Jazzin' About (French Horn)	Faber
Wedgwood	Hot Chilli	Really Easy Jazzin' About (French Horn)	Faber
Arr. Campbell	Russian Lullaby	Horn Solos Book One	Faber
Lizzie Davis	Tiny Minuet or Geared Up	Polished Brass	Brass Wind
Endresen	No. 2. (last 3 lines)	Supplementary Studies for French Horn	Rubank
Gregson	No. 2. Little Dance	20 Supplementary Tunes for Beginner Brass	Brass Wind
Gregson	No. 4. Hungarian Dance	20 Supplementary Tunes for Beginner Brass	Brass Wind
Horner	No.32	Primary Studies for the French Horn	Elkan-Vogel
Miller	No. 3. Hungarian Hoe-Down	Simple Studies for Beginner Brass	Faber
Miller	No.4. Pastorale	Simple Studies for Beginner Brass	Faber
Nightingale	No. 4. Ready, Aim, Fire!	Easy Jazzy 'Tudes	Warwick

Section Two: Technical (25 marks)

Prepare either option 1 or 2 below

Technical Option 1

Technical Exercises:

Perform all the technical exercises required for this grade

[Page 4](#)

PLUS

Scales from Memory:

Perform the scales from memory required for this grade from the sheet

[Page 5](#)

Technical Option 2

Technical Exercises:

Perform all the technical exercises required for this grade

[Page 4](#)

PLUS

Alternative to Scales from Memory:

Perform the alternative to scales from memory required for this grade from the sheet

[Page 6](#)

Section Three: Musicianship (15 marks)

Prepare either option 1 or 2 below

Musicianship Option 1

Reading Skills:

Perform the rhythm exercises for this grade

[Page 9](#)

PLUS

Listening Skills:

Sing the prepared aural tests for this grade

[Page 8](#)

Musicianship Option 2

Reading Skills:

Perform the rhythm exercises for this grade

[Page 9](#)

PLUS

Duet:


Perform the duet for this grade

[Page 7](#)

Technical Exercises

Grade 1

Exercise 1 - Slowly (for tone),




Exercise 2 - ♩=c104 (for tonguing and fingers)




(Lip slurs to be performed on either F or Bb Horn)

Exercise 3 - Lip slurs (F Horn) to be played on the open harmonics ♩=c80



Exercise 3 - Lip slurs (Bb Horn) to be played on the open harmonics ♩=c80



Scales & Arpeggios from Memory

For the examination, the candidate should be asked to perform all the following scales and arpeggios from memory. They should perform each scale and arpeggio either tongued or slurred as requested by the teacher. The teacher should aim for an even distribution of articulations. All tempi given are minimum speeds.

Scales ♩ = 50 Arpeggios triplet ♩ = 72

C major scale



C minor harmonic scale (only 1 version harmonic or melodic required)



C minor melodic scale



C major arpeggio



C minor arpeggio



Alternative to Scales from Memory

The following do not need to be played from memory. For the examination perform *all* of the following. Only 1 version of minors - harmonic or melodic required. All tempi given are minimum speeds.

Scales ♩ = 50 Arpeggios triplet ♩ = 72

C major scale



C major scale with rhythmic pattern




C minor harmonic scale (only 1 version harmonic or melodic required)



C minor harmonic scale with rhythmic pattern




C minor melodic scale




C minor melodic scale with rhythmic pattern



C major arpeggio



C minor arpeggio



Duets

[Click here to find exam speed duet recordings](#)

[Click here to find practise speed duet recordings](#)

1 (Candidate)

Select ONE of the following two duets

2

Grade 1 - Catch the Ball

Moderato - having fun!

Musical score for 'Catch the Ball' in 4/4 time. The piece is marked Moderato and 'having fun!'. It consists of two systems of two staves each. The first system starts with a mezzo-forte (*mf*) dynamic. The second system features a piano (*p*) dynamic in the first half and a mezzo-forte (*mf*) dynamic in the second half. The music is characterized by rhythmic patterns and rests.

Grade 1 - Shining Bright

Andante - dreamily!

Musical score for 'Shining Bright' in 4/4 time. The piece is marked Andante and 'dreamily!'. It consists of three systems of two staves each. The first system starts with a mezzo-forte (*mf*) dynamic, moves to mezzo-piano (*mp*), and then to forte (*f*). The second system starts with a piano (*p*) dynamic and ends with mezzo-forte (*mf*). The third system starts with a piano (*p*) dynamic. The music features a variety of note values and rests.

Listening Skills

(Aural Tests)

The candidate should practise all the exercises on this sheet with the accompanying Listening Skills recording as part of their preparation for the exam. The exam can be conducted either with the candidate responding to the recording or the teacher can deliver them using this sheet.

Only the teacher should have this sheet in front of them during the exam.


For each test, select *either* the treble *or* the bass clef exercises as appropriate to the range of the candidate's voice.

Test 1 - Singing back notes.

I shall play a note and then you shall sing it back. We shall do this for 4 different notes.

Treble Clef

1. 2. 3. 4.



Bass Clef

1. 2. 3. 4.



Test 2 - Clapping back rhythms.

I shall count the pulse and then clap a rhythm. Clap it back immediately after you hear it.

We shall do this with 4 different rhythms.

1.



2.



3.



4.



Test 3 - Singing back melodic phrases.

I shall play a melodic phrase **twice**, and then you shall sing it back. We shall do this for 3 different melodies.

Treble Clef

1.



2.



3.



Bass Clef

1.



2.



3.



Reading Skills

Candidates should practise the six clapping exercises below as part of their preparation to take this grade.

For the exam itself, the candidate should perform all six exercises in the order below at the indicated tempi. The candidate part should be clapped and the lower part should be provided using either the MTB Reading Skills recording for this grade, which can be downloaded [here](#), or a metronome (not clapped).

♩ = 90
candidate

1

metronome

♩ = 82

2

♩ = 104

3

♩ = 116

4

♩ = 80

5

♩ = 108

6