

Section One: Recital (60 marks)

Select three pieces from the following list (20 marks each)

Pieces with stars (if selected), must be performed with the chord accompaniment. The accompaniment may be played live by the teacher or any other suitable person. Alternatively, a pre-recorded version of the accompaniment may be used.

As an alternative to the pieces below, candidates may perform up to 3 free choice pieces.
For guidance on selecting and approving free choice pieces please [click here](#)

Composer/ Artist	Title	Book/Cat. Ref	Publisher/ Buy Here
Japanese Traditional/ Higgs	Sakura Sakura	MTB Ukulele Grade 2 Handbook	MTB Bookshop
Sor/ Higgs	Op.60 no.1	MTB Ukulele Grade 2 Handbook	MTB Bookshop
Higgs	** Amber's Tune **	MTB Ukulele Grade 2 Handbook	MTB Bookshop
English Traditional/ Higgs	** Scarborough Fair **	MTB Ukulele Grade 2 Handbook	MTB Bookshop
Holst	** Theme (Jupiter) **	MTB Ukulele Grade 2 Handbook	MTB Bookshop
Sanz/ Higgs	Rujero	MTB Ukulele Grade 2 Handbook	MTB Bookshop
Scottish Traditional/ Higgs	Skye Boat Song	MTB Ukulele Grade 2 Handbook	MTB Bookshop
Traditional/ Higgs	Greensleeves Dog	MTB Ukulele Grade 2 Handbook	MTB Bookshop
Higgs	Fleas	MTB Ukulele Grade 2 Handbook	MTB Bookshop
Higgs	Pavan in an Olden Style	MTB Ukulele Grade 2 Handbook	MTB Bookshop
MacKillop	How About A Little Blues?	20 Progressive Fingerstyle Studies for Uke	Mel Bay

Section Two: Technical (25 marks)

Prepare both parts below

Technical

Chord Study

Perform the chord study required for this grade

[Page 3](#)

PLUS

Scales from Memory:

Perform the scales required for this grade from the sheet

[Page 5](#)

Section Three: Musicianship (15 marks)

Prepare either option 1 or 2 below

Musicianship Option 1

Reading Skills:

Perform the rhythm exercises for this grade

[Page 9](#)

PLUS

Listening Skills:

Sing the prepared aural tests for this grade

[Page 10](#)

Musicianship Option 2

Reading Skills:

Perform the rhythm exercises for this grade

[Page 9](#)

PLUS

Duet:

Perform the duet for this grade

[Page 7](#)

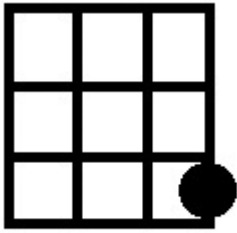
Chord Study

Lively

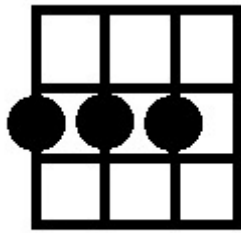
The musical score consists of four staves of music in G major (one sharp) and 4/4 time. The tempo is marked 'Lively'. The first staff contains measures 1-4 with chords G, G, F, and F. The second staff, starting at measure 5, contains measures 5-8 with chords C, C, G, and Am D. The third staff, starting at measure 9, contains measures 9-12 with chords G, G, F, and B7. The fourth staff, starting at measure 13, contains measures 13-16 with chords Em, Em, D sus4, D, and G. The piece concludes with a diamond-shaped symbol at the end of the final measure.

Technical Section

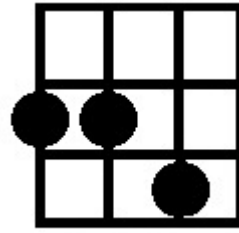
C



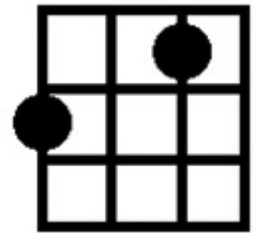
D



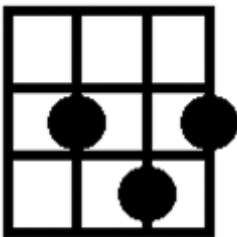
Dsus4



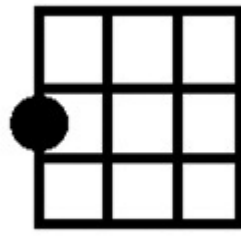
F



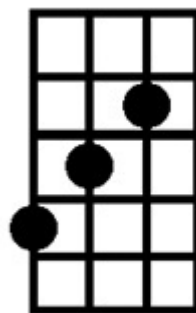
G



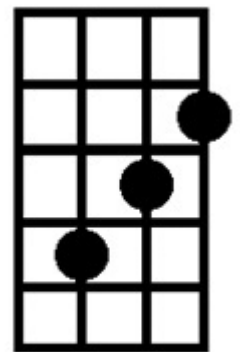
Am



B7



Em



Scales lt qo 'O go qt {

♩ = 112

A natural minor scale

F major scale

E pentatonic minor scale

C Blues scale

Scales & Arpeggios

A minor arpeggio

F major arpeggio

Musical notation for A minor and F major arpeggios. The A minor arpeggio is shown in two measures: the first measure contains notes A2, C3, E3, and G3 with fret numbers 9, 8, 12, and 12 respectively; the second measure contains notes G3, E3, C3, and A2 with fret numbers 12, 8, 9, and 9 respectively. The F major arpeggio is shown in two measures: the first measure contains notes F2, A2, C3, and E3 with fret numbers 5, 5, 8, and 8 respectively; the second measure contains notes E3, C3, A2, and F2 with fret numbers 8, 5, 5, and 5 respectively.

E minor arpeggio

C dominant seventh arpeggio

Musical notation for E minor and C dominant seventh arpeggios. The E minor arpeggio is shown in two measures: the first measure contains notes E2, G2, B2, and D3 with fret numbers 0, 0, 7, and 7 respectively; the second measure contains notes D3, B2, G2, and E2 with fret numbers 7, 0, 0, and 0 respectively. The C dominant seventh arpeggio is shown in three measures: the first measure contains notes C2, E2, G2, and B2 with fret numbers 0, 0, 1, and 3 respectively; the second measure contains notes B2, G2, E2, and C2 with fret numbers 1, 0, 0, and 0 respectively; the third measure contains notes C2, E2, G2, and B2 with fret numbers 0, 0, 0, and 0 respectively.

Duet

This piece should be played as a duet.

- Candidate plays the melody.
- Teacher plays the chords.

Swing Low Sweet Chariot

Spiritual
(arr. L.P.Higgs)

G C G D

Largo

mf

5 C G C G D G

9 C G D

13 C G C G D G

Swing Low Sweet Chariot

Spiritual
(arr. L.P.Higgs)

Largo

Chords: G C G D C G

mf

Chords: C G D G C G

Chords: D C G C G D G

Reading Skills

Candidates should practise the six clapping exercises below as part of their preparation to take this grade.

For the exam itself, the candidate should perform all six exercises in the order below at the indicated tempi. The candidate part should be clapped and the lower part should be provided using either the MTB Reading Skills recording for this grade, which can be downloaded [here](#), or a metronome (not clapped).

♩ = 90
candidate
metronome

1

♩ = 76

2

♩ = 104

3

♩ = 126

4

♩ = 80

5

♩ = 110

6

MTB Exams - Listening Skills (Aural tests) Grade 2

The candidate should practise all the exercises on this sheet with the accompanying Listening Skills recording as part of their preparation for the exam. The exam can be conducted either with the candidate responding to the recording or the teacher can deliver them using this sheet.

Only the teacher should have this sheet in front of them during the exam.

For each test, select *either* the treble *or* the bass clef exercises as appropriate to the range of the candidate's voice.

Test 1 - Singing back notes.

I shall play a 2 note chord, and then you shall sing back the upper note. We shall do this with 4 different chords.

Treble Clef

1. 2. 3. 4.

Bass Clef

1. 2. 3. 4.

Test 2 - Clapping back rhythms.

I shall count the pulse and then clap a rhythm. Clap it back immediately after you hear it.

We shall do this with 4 different rhythms.

1.

2.

3.

4.

Test 3 - Singing back melodic phrases.

I shall play a melodic phrase **twice**, and then you shall sing it back. We shall do this for 3 different melodies.

Treble Clef

1.

2.

3.

Bass Clef

1.

2.

3.

Syllabus Guidance

- The teacher is encouraged to speak to the candidate during the exam to put them at ease or to help them understand what is being requested. For more guidance on conducting/taking the exam [click here](#).
- The recording should not be turned off at any point during the exam until all elements of the assessment have been completed. For more recording advice [click here](#).
- For Practical Grades follow the above syllabus requirements. To learn about Performance Grade requirements please [click here](#).
- To learn more about how our exams are marked visit our Marking Criteria Page [here](#).

Recital Guidance - Practical & Performance Grades:

- Repeats are optional for MTB Exams, however, they are encouraged as they are often structurally important and can offer opportunities to display greater dynamic and expressive variation.
- All D.C. and D.S. marks should be observed (unless the syllabus specifies otherwise).
- The candidate should introduce each piece they are about to perform by stating its title.
- The teacher may help the candidate tune up before the exam begins. This should be done before starting the recording.
- Recorded accompaniments are acceptable as an alternative to a live accompanist. Make sure it is played on a different device to the one recording the exam.
- The composer's dynamics, phrasing etc should be observed in the pieces. Any editorial markings may be altered to allow for a personal interpretation. Where a piece contains no, or only limited, dynamic and expressive markings, the candidate is encouraged to include their own additional dynamic or expressive elements.
- Where a candidate presents Free Choice repertoire these must be of the correct grade standard. If such pieces fall below the required grade standard then examiners may reflect this in their marking. Free Choice Guidance can be found [here](#).
- Candidates wishing to submit 2 or more pieces with Jazz improvisation may do so as part of our free choice options, these will be marked by a Jazz specialist who will normally specialise in that section of instruments (i.e. Wind, Brass etc).

Technical & Musicianship Guidance - Practical Grades:

- The tempi given for the technical section exercises (scales from memory/technical exercises etc.) are minimum speed requirements.
- There are no unprepared elements in an MTB exam. All Technical and Musicianship elements should be practised by the candidate prior to taking the exam.
- If the Listening Skills fall outside of the candidate's vocal range, they may be transposed. However, all exercises within a test must be transposed by the same interval.
- For the duet option, the teacher part may be performed by the teacher, another pupil or any suitable player on any instrument from the same family (wind/brass/strings etc) with octave transpositions made as necessary. Alternatively, a recording can be used for the teacher part during the exam.
- Duets set in the Musicianship section cannot to be used as recital pieces.