

Section One: Recital (60 marks)

Select three pieces from the following list (20 marks each)

Pieces with stars (if selected), must be performed with the chord accompaniment. The accompaniment may be played live by the teacher or any other suitable person. Alternatively, a pre-recorded version of the accompaniment may be used.

As an alternative to the pieces below, candidates may perform up to 3 free choice pieces.
For guidance on selecting and approving free choice pieces please [click here](#)

Composer/Artist	Title	Book/Cat. Ref	Publisher/ Buy Here
Toselli	** Serenata **	MTB Ukulele Grade 5 Handbook	MTB Bookshop
Higgs	** Fat Albert **	MTB Ukulele Grade 5 Handbook	MTB Bookshop
Higgs	** Calypso **	MTB Ukulele Grade 5 Handbook	MTB Bookshop
German Traditional/ Higgs	** In Dulci Jubilo **	MTB Ukulele Grade 5 Handbook	MTB Bookshop
Percy French/ Higgs	** Phil the Fluters Ball **	MTB Ukulele Grade 5 Handbook	MTB Bookshop
Tarrega/ Higgs	Lagrima	MTB Ukulele Grade 5 Handbook	MTB Bookshop
Bach/ Higgs	Bourree	MTB Ukulele Grade 5 Handbook	MTB Bookshop
Higgs	Homage to Brouwer	MTB Ukulele Grade 5 Handbook	MTB Bookshop
Higgs	Moonbeams	MTB Ukulele Grade 5 Handbook	MTB Bookshop
Higgs	Cycle Race	MTB Ukulele Grade 5 Handbook	MTB Bookshop

Section Two: Technical (25 marks)

Prepare both parts below

Technical

Chord Study:

Perform the chord study required for this grade

[Page 3](#)

PLUS

Scales from Memory:

Perform the scales required for this grade from the sheet

[Page 5](#)

Section Three: Musicianship (15 marks)

Prepare either option 1 or 2 below

Musicianship Option 1

Reading Skills:

Perform the rhythm exercises for this grade

[Page 9](#)

PLUS

Listening Skills:

Sing the prepared aural tests for this grade

[Page 11](#)

Musicianship Option 2

Reading Skills:

Perform the rhythm exercises for this grade

[Page 9](#)

PLUS

Duet:

Perform the duet for this grade

[Page 7](#)

Chord Study

Lindsay Higgs

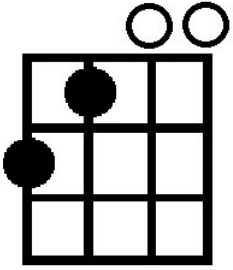
Moderato

The musical score is written in treble clef, 3/4 time, and F major with one flat. It consists of five staves of music. The chords and dynamics are as follows:

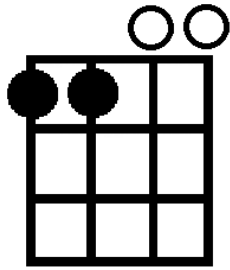
- Staff 1: Chords Fm, B^bm, C7. Dynamics: *mp*.
- Staff 2: Chords Fm, A^b, D^b. Dynamics: *mp*.
- Staff 3: Chords E^b, C7. Dynamics: *mf*.
- Staff 4: Chords Fm, B^bm, C7. Dynamics: *cresc.*.
- Staff 5: Chord Fm. Dynamics: *f*.

Technical Section

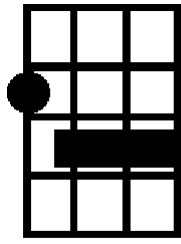
A



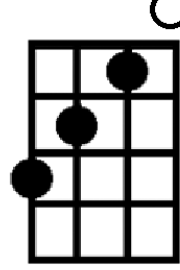
Amaj7



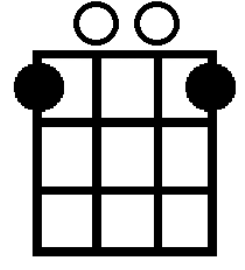
Am7b5



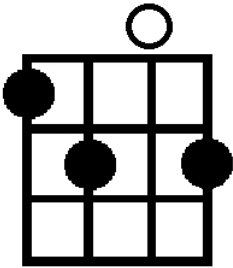
Bbmaj7



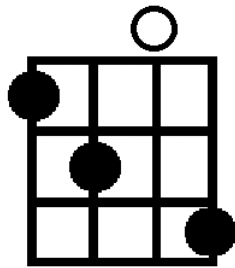
C7#5



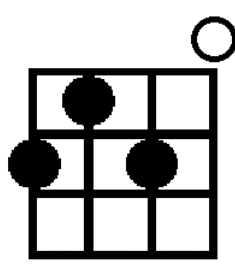
E7



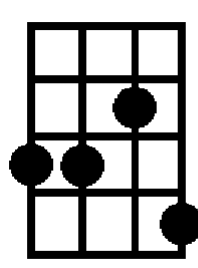
E7#5



F#m



Ebm7



Scales lt qo 'O go qt {

At this grade scales and arpeggios may be played with either the index and middle fingers or thumb and index finger.

♩ = 80

F natural minor scale up to octave and down to dominant

A flat major scale up to octave and down to dominant

E major scale one octave

C # natural minor scale one octave

Scales & Arpeggios

F major scale up to octave and down to dominant

Duet

This piece should be played as a duet.

- Candidate plays the melody.
- Teacher plays the chords.

The Irish Washerwoman

Traditional
arr. Lindsay Higgs

Allegro A^b A^b Fm B^bm B^bm E^b7 A^b

mp

A^b Fm B^bm E^b7 A^b A^b A^b

6 *cresc.* ***f***

Fm E^b7 E^b7 D^b A^b B^bm A^b

11 *dim.*

B^bm E^b A^b A^b

16 *mp* ***f*** *mp*

The Irish Washerwoman

Traditional
arr. Lindsay Higgs

Allegro

Chords: A^b , A^b , Fm , $B^b m$, $B^b m$, $E^b 7$, A^b

Chords: A^b , Fm , $B^b m$, $E^b 7$, A^b , A^b

cresc.

Chords: A^b , Fm , $E^b 7$, $E^b 7$

f

Chords: D^b , A^b , $B^b m$, A^b , $B^b m$, E^b , A^b , A^b

dim.

mp f mp

Candidates should practise the six clapping exercises below as part of their preparation to take this grade.

For the exam itself, the candidate should perform all six exercises in the order below at the indicated tempi. The candidate part should be clapped and the lower part should be provided using either the MTB Reading Skills recording for this grade, which can be downloaded [here](#), or a metronome (not clapped).

♩ = 90

1

candidate

metronome

♩ = 76

2

♩ = 84

3

♩ = 66

4

♩ = 70

5

♩ = 60

6

MTB Exams - Listening Skills

(Aural tests)

Grade 5

The candidate should practise all the exercises on this sheet with the accompanying Listening Skills recording as part of their preparation for the exam. The exam can be conducted either with the candidate responding to the recording or the teacher can deliver them using this sheet.

Only the teacher should have this sheet in front of them during the exam.

For each test, select *either* the treble *or* the bass clef exercises as appropriate to the range of the candidate's voice.

Test 1 - Singing back notes.

I shall play a 3 note chord, and then you will sing back the highest, middle, then lowest notes. We shall do this for 4 different chords.

Treble Clef

1. 2. 3. 4.

Bass Clef

1. 2. 3. 4.

Test 2 - Intervals.

I will play a note and ask you to sing a specific interval above. We shall do this for 3 different intervals.

Treble Clef

1. Major 6th 2. Minor 6th 3. Minor 3rd

Bass Clef

1. Major 6th 2. Minor 6th 3. Minor 3rd

Test 3 - Singing back melodic phrases.

I shall play a melodic phrase **twice**, and then you shall sing it back. We shall do this for 3 different melodies. Before each, I will indicate the pulse.

Treble Clef

1.

2.

3.

Bass Clef

1.

2.

3.

Syllabus Guidance

- The teacher is encouraged to speak to the candidate during the exam to put them at ease or to help them understand what is being requested. For more guidance on conducting/taking the exam [click here](#).
- The recording should not be turned off at any point during the exam until all elements of the assessment have been completed. For more recording advice [click here](#).
- For Practical Grades follow the above syllabus requirements. To learn about Performance Grade requirements please [click here](#).
- To learn more about how our exams are marked visit our Marking Criteria Page [here](#).

Recital Guidance - Practical & Performance Grades:

- Repeats are optional for MTB Exams, however, they are encouraged as they are often structurally important and can offer opportunities to display greater dynamic and expressive variation.
- All D.C. and D.S. marks should be observed (unless the syllabus specifies otherwise).
- The candidate should introduce each piece they are about to perform by stating its title.
- The teacher may help the candidate tune up before the exam begins. This should be done before starting the recording.
- Recorded accompaniments are acceptable as an alternative to a live accompanist. Make sure it is played on a different device to the one recording the exam.
- The composer's dynamics, phrasing etc should be observed in the pieces. Any editorial markings may be altered to allow for a personal interpretation. Where a piece contains no, or only limited, dynamic and expressive markings, the candidate is encouraged to include their own additional dynamic or expressive elements.
- Where a candidate presents Free Choice repertoire these must be of the correct grade standard. If such pieces fall below the required grade standard then examiners may reflect this in their marking. Free Choice Guidance can be found [here](#).
- Candidates wishing to submit 2 or more pieces with Jazz improvisation may do so as part of our free choice options, these will be marked by a Jazz specialist who will normally specialise in that section of instruments (i.e. Wind, Brass etc).

Technical & Musicianship Guidance - Practical Grades:

- The tempi given for the technical section exercises (scales from memory/technical exercises etc.) are minimum speed requirements.
- There are no unprepared elements in an MTB exam. All Technical and Musicianship elements should be practised by the candidate prior to taking the exam.
- If the Listening Skills fall outside of the candidate's vocal range, they may be transposed. However, all exercises within a test must be transposed by the same interval.
- For the duet option, the teacher part may be performed by the teacher, another pupil or any suitable player on any instrument from the same family (wind/brass/strings etc) with octave transpositions made as necessary. Alternatively, a recording can be used for the teacher part during the exam.
- Duets set in the Musicianship section cannot to be used as recital pieces.